

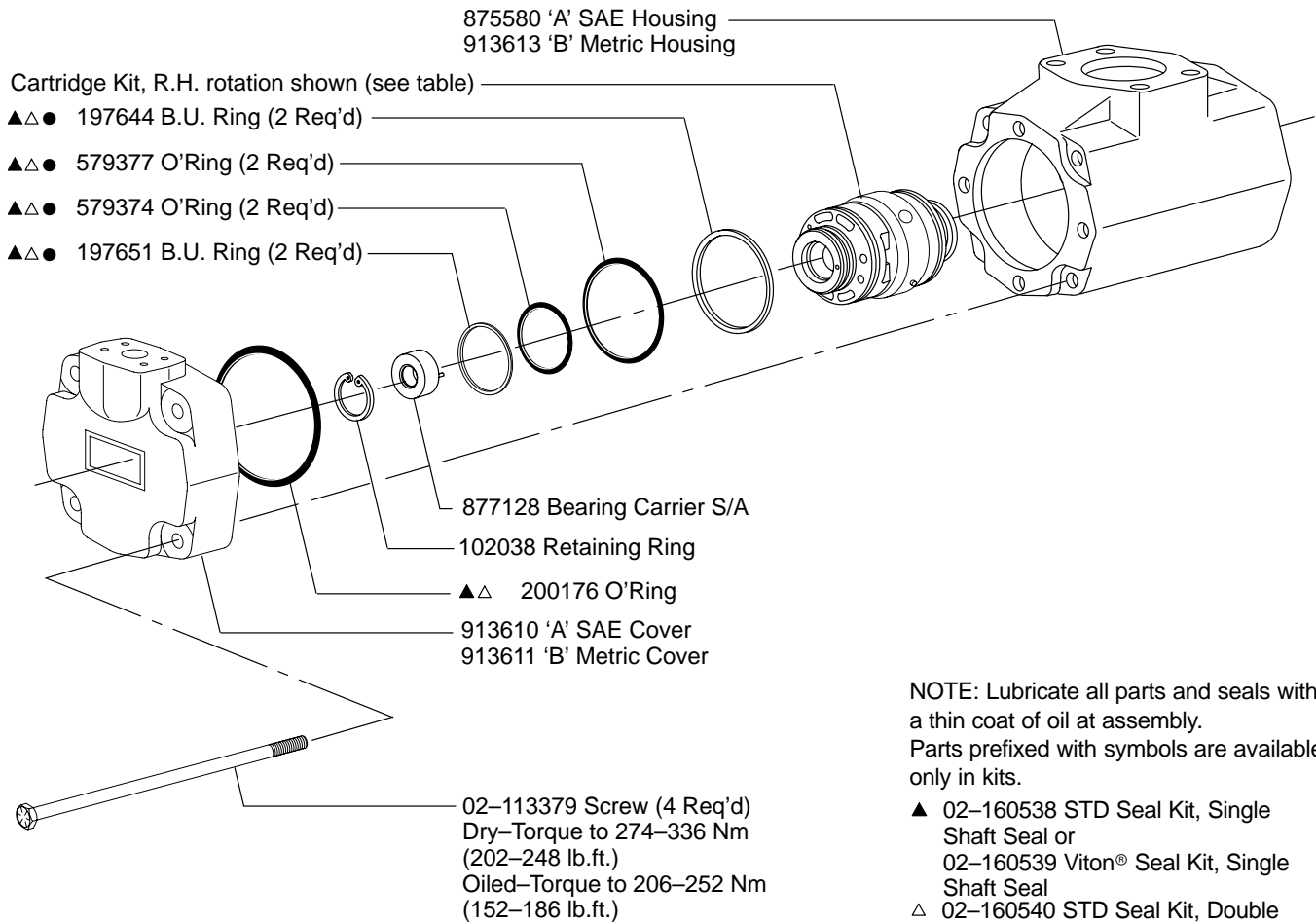


High Pressure, High Performance Double Vane Pump

3535VPF Series -21 Design

OUT OF PRINT

To reverse Cartridge rotation remove Retaining Ring and Bearing Carrier S/A. Install Bearing Carrier S/A and Retaining Ring in opposite end of Cartridge and reinstall Cartridge facing in opposite direction. For R.H. rotation the end of the Cartridge with screw heads showing will be installed toward the cover end. For L.H. rotation the end of the Cartridge with screw heads showing will be installed toward the shaft end.



NOTE: Lubricate all parts and seals with a thin coat of oil at assembly. Parts prefixed with symbols are available only in kits.

- ▲ 02-160538 STD Seal Kit, Single Shaft Seal or
02-160539 Viton® Seal Kit, Single Shaft Seal
- △ 02-160540 STD Seal Kit, Double Shaft Seal or
02-160541 Viton® Seal Kit, Double Shaft Seal
- ★ Included in Flange Kits (See table).
- Included in Cartridge Kits (See table).

Viton® is a registered trademark of the E.I. DuPont Co.

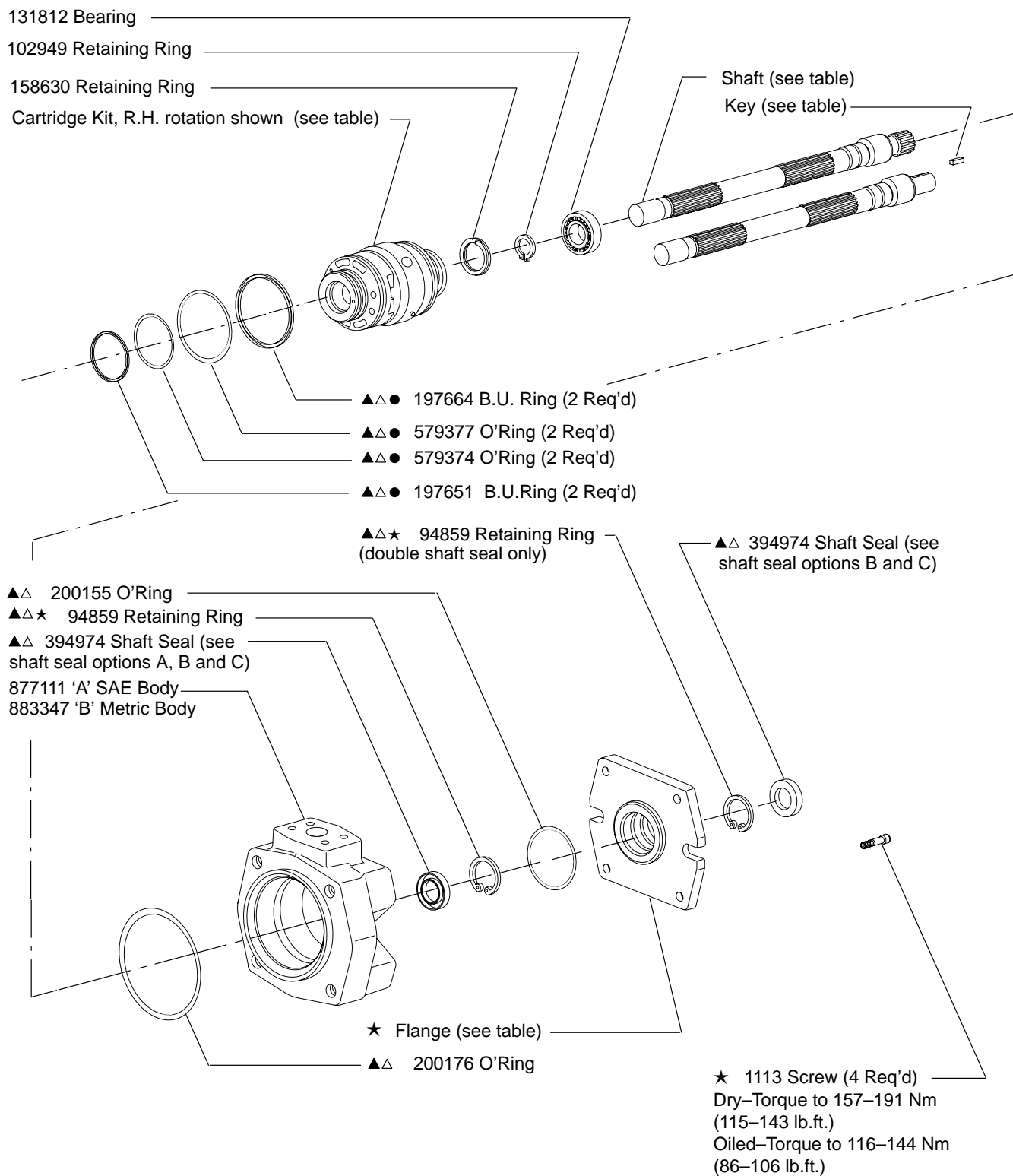
Shaft Seal Options

A – Primary seal only: spring loaded sealing member facing inward.

B – Primary and secondary seals: primary seal with spring loaded sealing member facing inward and secondary seal with spring loaded sealing member facing outward.

C – Primary and secondary seals: both with spring loaded sealing member facing inward.

Model Code (Cover and Shaft End)	● Cartridge Kit Standard	● Cartridge Kit Viton®
3535VPF-090	02-322011	02-322012
3535VPF-100	02-322013	02-322014
3535VPF-112	02-322015	02-322016
3535VPF-125	02-322017	02-322018
3535VPF-135	02-322019	02-322020

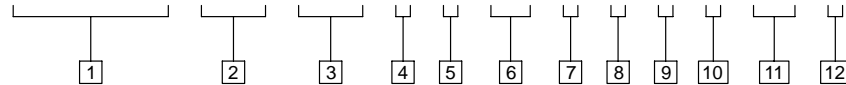


Model Code	Shaft	Key
3535VPF-***-***-**-01	913614	928541
3535VPF-***-***-**-02	913615	—
3535VPF-***-***-**-03	913616	928546
3535VPF-***-***-**-05	913617	928542
3535VPF-***-***-**-06	877145	—
3535VPF-***-***-**-07	913612	928547

Flange Type	★ Flange Kit	
	Single Shaft Seal	Double Shaft Seal
SAE J744-127-2 (SAE C)	02-142488	02-142491
ISO 3019/2-125A2HW	02-142489	02-142492
SAE J744 152-2 (SAE D)	02-152287	02-152288
ISO 3019/2-160A2HW	02-142490	02-142493

Model Code

3535VPF - * - *** - * - * - * - * - * - * - * - * - * - * - 21 - ***



1 Series designation (frame size)

3535VPF – 180 to 270 cm³/r
(10.98 to 16.48 in³/r)

2 Displacement – front section

090 – 90 cm³/r (5.49 in³/r)
100 – 100 cm³/r (6.10 in³/r)
112 – 112 cm³/r (6.83 in³/r)
125 – 125 cm³/r (7.63 in³/r)
135 – 135 cm³/r (8.24 in³/r)

3 Displacement – rear section

090 – 90 cm³/r (5.49 in³/r)
100 – 100 cm³/r (6.10 in³/r)
112 – 112 cm³/r (6.83 in³/r)
125 – 125 cm³/r (7.625 in³/r)
135 – 135 cm³/r (8.24 in³/r)

4 Port connection

A – SAE 4-bolt flange
B – Metric 4-bolt flange

5 Flange mounting style

A – SAE J744 127–2 (SAE C)
B – ISO 3019/2 125A2HW
C – SAE J744 152–2 (SAE D)
D – ISO 3019/2 160A2HW

6 Shaft

01 – SAE J744 32–1
(1.25 in keyed shaft)
02 – SAE J744 32–4
(C splined shaft)
03 – ISO 3019/2 E32N
(32mm keyed shaft)
05 – SAE J744 38–1
(1.50 in keyed shaft)
06 – SAE J744 38–4
(C–C splined shaft)
07 – ISO 3019/2 E40N
(40mm keyed shaft)

7 Shaft seal

A – Single, primary
B – Double, secondary (spring side out)
C – Double, secondary (spring side in)

8 Seal type

N – Standard, Buna N
V – Viton®
W – Buna N with Viton® shaft seal(s)
Viton® is a registered trademark of the E.I. DuPont Co.

9 Outlet port no. 1 position (viewed from cover end)

A – Opposite inlet port
B – 90° counterclockwise from inlet port
C – Inline with inlet port
D – 90° clockwise from inlet port

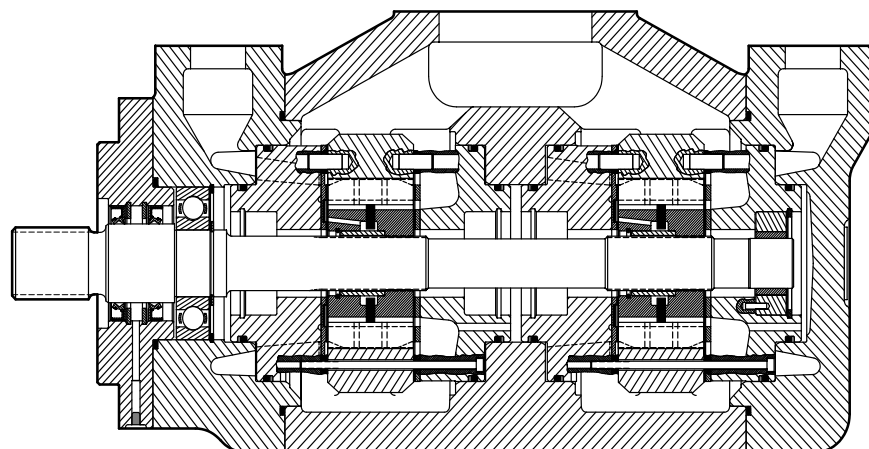
10 Outlet port no. 2 position (viewed from cover end)

A – Opposite inlet port
B – 90° counterclockwise from inlet port
C – Inline with inlet port
D – 90° clockwise from inlet port

11 Design

12 Rotation (viewed from shaft end)

R – Right hand (clockwise)
L – Left hand (counterclockwise)



Typical sectional view

Eaton Hydraulics

15151 Highway 5
Eden Prairie, MN 55344
Telephone: 612 937-7254
Fax: 612 937-7130
www.eatonhydraulics.com

46 New Lane, Havant
Hampshire PO9 2NB
England
Telephone: (44) 170-548-6451
Fax: (44) 170-548-7110

